


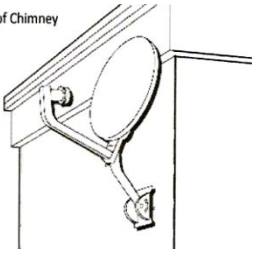
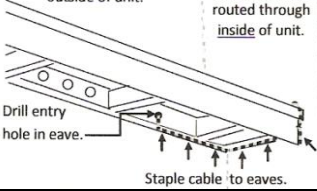
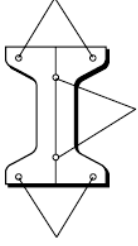
Country View Condominium Association Satellite Dish Policy

Satellite Dish installations will be permitted in Country View Condominiums under the following conditions. If these conditions are not met, installation of the dish will not be permitted. Installation of an unapproved dish may result in fines, removal of the dish at the Owner's expense, or both. Owners will not receive compensation for any delays in the installation of a dish due to the Association's policies on Satellite Dishes. All the conditions listed below must be adhered to for installation of a satellite dish to be approved.

	Please initial each box in acknowledgement of your understanding and agreement to each term of this policy	Initial
1	Prior to mounting the dish or installing wiring on to Common Area (roof/chimney/walls), the Owner must submit an Architectural Request to the Board of Directors for approval. The Owner acknowledges that the Association is not required to provide or approve any portion of Common Area in pursuant of receiving a satellite signal. If no signal can be received from a suitable Primary or Secondary Location of Common Area and/or any Other Locations the Architectural Committee deems acceptable, the owner acknowledges that they may not be able to receive satellite service for their unit. The application must be made using the standard Architectural Request Form and must be accompanied by the following:	
	<ul style="list-style-type: none"> • Owner has verified that the Installer accepts liability for any damage done to either the building or persons as a result of improper installation and indemnifying the Association against cost and damages resulting from any suit involving improper installation. • Owner has verified proof that the Installer is a licensed contractor maintaining current liability and workman compensation insurance. • If the Installer is also the Owner, the Owner understands the requirements and responsibility of both Installer and Owner. • Owner accepts sole liability for any damage and/or injury associated by the dish, its wiring and operation. • Owner agrees to remove dish and its cabling promptly upon sale of unit, or upon cancellation or lapse of service subscription associated with the dish. Upon removal of dish and its cabling, the Owner agrees to restore the unit to its original condition. • Owner acknowledges that this policy is subject to change by the Board of Directors at any time, and that the Owner's installation may not necessarily be "grand fathered" in the new policy. Should a policy change require that the installation be modified, or the dish removed, the Owner will comply at the Owner's expense. 	
2	Neither renters nor agents of the Owner may submit to have a dish installed on Common Area. Consideration for approval will only be granted to the Owner of a unit.	
3	Primary Location - The dish may be mounted securely on a post, in the patio area, below the fence level. If it is verifiable that the line of sight to the satellite from any location in the patio area can not be obtained, a Secondary Location may be submitted for approval. Consideration of all Secondary Locations will be made on a case by case basis. The dish may not be mounted to the roof, gutters, shingles, garages, windows, doors, or on any movable platform. The maximum diameter of the dish can not exceed one (1) meter or 39.37 inches.	
4	Secondary Location - The dish should be mounted in the least visible location from the front of the building. Exposed wiring must not exceed six (6) feet in length. All additional length of cable must be routed through the attic and within the living unit. Posterior side of the chimney is the preferred Secondary Location. Cables and hardware must be painted to match the surface it covers.	
5	All Other Locations – All other locations will require a scheduled walkthrough with a Board Member or the Architectural Committee to determine any other alternative locations for approval.	
6	Safety Restrictions – The Architectural Committee retains the right to prohibit any installation that lack structural integrity to support safety requirements and compliances.	
7	The Board of Directors or the Architectural Committee will conduct an inspection after the installation to insure installation was completed as submitted. Compliancy of installation will receive Final Architectural Approval of Completion .	

I have read and agree to comply with these terms and agree to provide a copy of this policy to the installer to ensure proper installation occurs.

Installer's Company	Installer's Name	Installer's Lic #
Owner's Name:	Unit Address:	Unit Lot #
Owner's Signature		Date: / /

<p>Post mounted in ground of patio below fence line.</p> 	<p>Back of Chimney</p> 	<p>6 Feet <u>maximum</u> length of exposed cable on outside of unit.</p> <p>Additional cable must be routed through <u>inside</u> of unit.</p>  <p>Drill entry hole in eave.</p> <p>Staple cable to eaves.</p>	 <p>Mounting Foot must be FULLY supported with ALL recommended fasteners in ALL diagrammed Mounting Holes (minimum of 6).</p>
Primary Location No Approval Required	Secondary Location: Common Area Approval Required	Cable Entry & Location Approval Required	Safety Compliance and Restrictions